

PAHO users: How to Log in to the VCPH?

1. Go to:
<https://campus.paho.org>
2. Select: “LOG IN”


Updated: February 2025



The screenshot shows the PAHO Virtual Campus website. At the top, there is a navigation bar with the PAHO logo, the text 'VIRTUAL CAMPUS FOR PUBLIC HEALTH', and language options: Español | English | Português | Français. There are also social media icons for Facebook, YouTube, and LinkedIn. Below the navigation bar, there are buttons for 'HOME', 'ABOUT US', 'HELP DESK', 'CREATE ACCOUNT', and 'LOG IN'. An orange arrow points to the 'LOG IN' button. Below the navigation bar, there is a blue banner with the text: 'The Virtual Campus is a space to create the skills and competencies of health workers.' Below the banner, there is a large image of two women wearing face masks and sitting at a desk, looking at papers. Overlaid on the image is the text: 'OUR COURSES Are free and oriented to the training of health workers'. At the bottom of the page, there is a blue footer with five icons and their corresponding text: 'Self-learning courses' (book icon), 'Courses with tutoring' (book and head icon), 'Countries courses' (globe icon), 'Call for applications & upcoming' (headset icon), and 'Educational materials of courses completed' (folder icon).

- Press “**Click here to log in through PAHO**” (blue button).
 - Enter your PAHO e-mail and press “**Next**”.

Log in

 [Español](#) | [English](#) | [Português](#) | [Français](#)

[Log in](#) [Create new account](#) [Reset your password](#)

Username or email address.*

Enter your username or email address

Password*

[Log in](#)

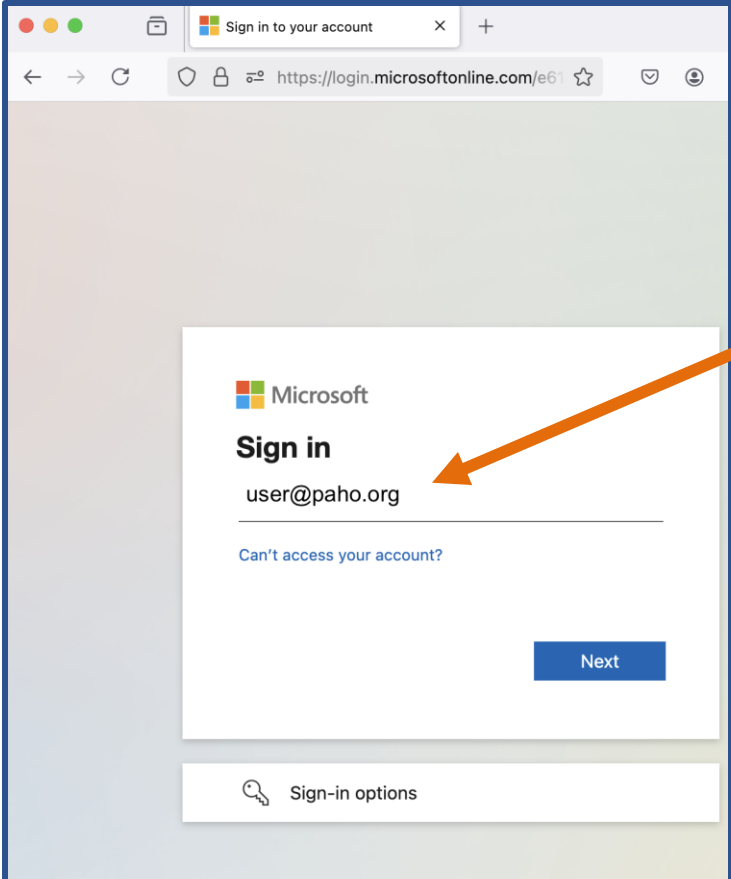
PAHO USERS

Important note:

If you are a PAHO staff member or consultant and have an email from paho.org.

Click the button to login:

[Click here to log in through PAHO](#)



Sign in to your account

https://login.microsoftonline.com/e61

Microsoft

Sign in

user@paho.org

[Can't access your account?](#)

[Next](#)

[Sign-in options](#)

An orange arrow points from the 'Click here to log in through PAHO' button in the previous image to the 'Sign in' text on this page.



VIRTUAL CAMPUS FOR PUBLIC HEALTH

Bringing knowledge to practice



Log in
Log in through PAHO
Create account

Welcome to the Massive Open Online Courses in Public Health



Self-learning courses



Courses with tutoring



Countries courses




Call for applications & upcoming



Educational materials of courses completed

FOLLOW US

If you are accessing the Campus from one of our classrooms, you can sign in by using the **“Log in through PAHO”** button.



Enter your PAHO intranet password and press **“Sign in”**.

In your mobile device, approve your sign in request (we recommend using the Microsoft Authenticator mobile app - other options are SMS or phone call).



Microsoft

← user@paho.org

Enter password

.....

[Forgot my password](#)

Sign in

If you need help with PAHO login options, contact IT support in your PAHO office.

PAHO VIRTUAL CAMPUS FOR PUBLIC HEALTH

Español | English | Português | Français

HOME ABOUT US HELP DESK MY ACCOUNT LOG OUT

The Virtual Campus is a space to contribute the skills and competencies of health workers.

OUR COURSES
Are free and oriented to the training of health workers

Self-learning courses Courses with tutoring Countries courses Call for applications & upcoming Educational materials of courses completed

You are now logged in to the VCPH.

Remember:

- Use your PAHO e-mail and intranet password to log in.
- PAHO passwords cannot be changed through the VCPH.
- PAHO IT systems require that you change your intranet password every 3 months.

You can now access the Virtual Classroom, the “MY ACCOUNT” / “User Panel” options, form or link, according to the instructions that you received.