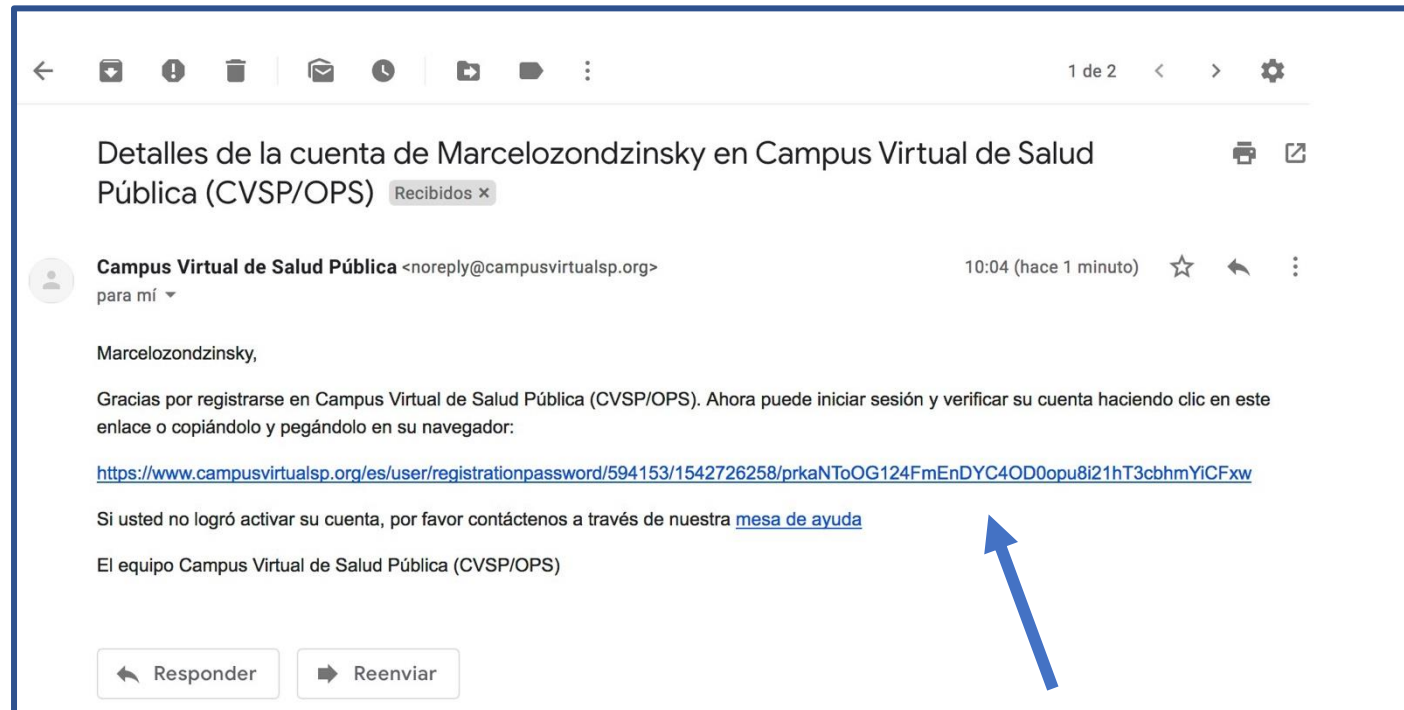


HOW TO CREATE AND ACTIVATE YOUR ACCOUNT

HOW TO CREATE AND ACTIVATE YOUR ACCOUNT

- Click the link received in your email.
- The Campus will open and you will already be registered with your new account.
- Access the classroom you were directed to or the direct link to the course.




VIRTUAL CAMPUS HELP DESK


For assistance, you can contact us through our
Help Desk:

<https://campus.paho.org/en/help>

Follow us at:

 campusvirtualsp

 campus.paho.org

 cvsp@paho.org

